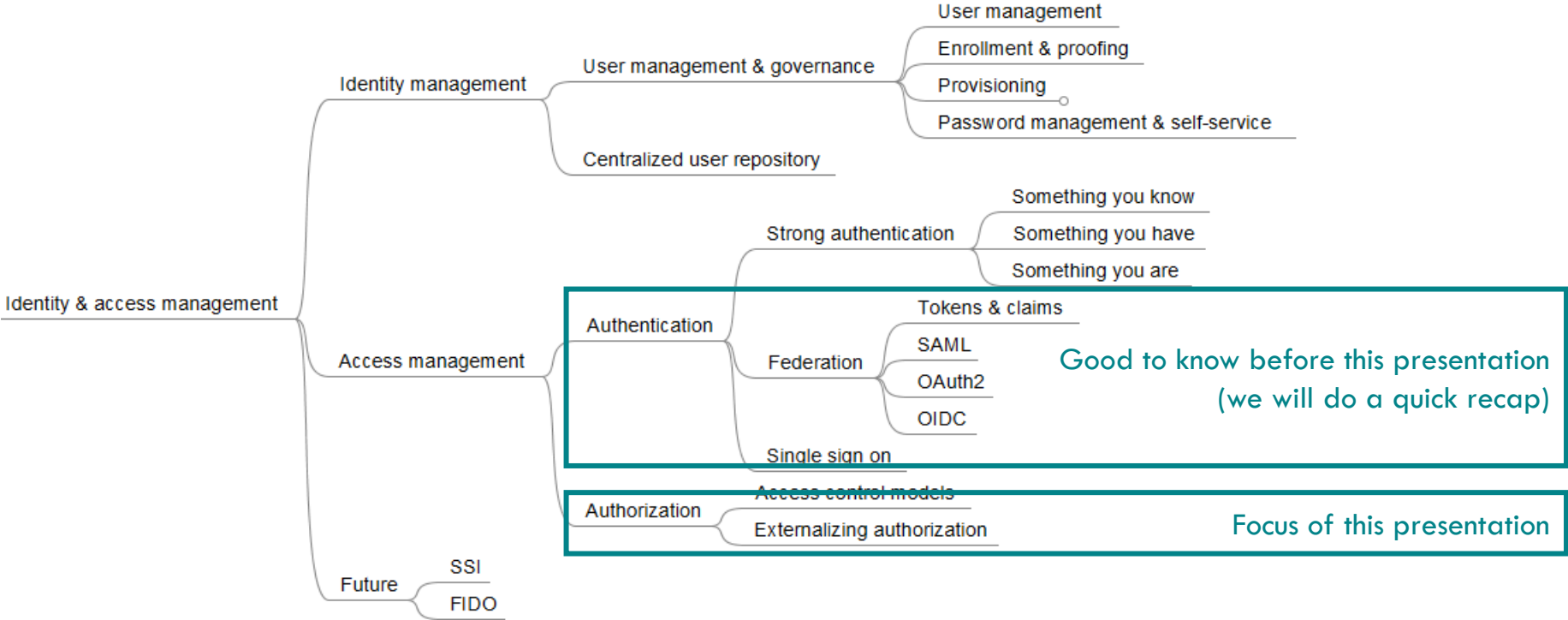




EXTERNALIZING AUTHORIZATION  
*USING OPEN POLICY AGENT*



# IMPORTANT CONCEPTS

- **Identification:** The process of discovering the identity (i.e., origin or initial history) of a person or item from the entire collection of similar persons or items.
- **Authentication:** Verifying the identity of an entity (user, process, or device), often as a prerequisite to allowing access to resources in an information system.
- **Authorization:** The process of verifying that a requested action or service is approved for a specific entity.
- **Externalization:** In the context of this presentation, 'externalization' means separating out specific (security) functionalities from an application into a component dedicated for such specific functionality. Often this naturally leads to '**centralization**', as more and more applications externalize to the same dedicated component.

# AGENDA

## The problem we are trying to solve

(≈ 5 slides)

Stage 0: The start

Stage 1: Externalize the user directory

Stage 2: Externalize authentication (**current state**)

Stage 3: Externalize authorization (**focus of this presentation**)

## How it's done in practice

(≈ 4 slides)

From RBAC to ABAC in a .NET application

## Demo time

(≈ 2 slides)

A demo bartender system where authorization is externalized

## Common questions

(≈ 4 slides)

Relation to SSO

Relation to Conditional Access

Relation to ABAC

Relation to XACML

## Conclusion and questions

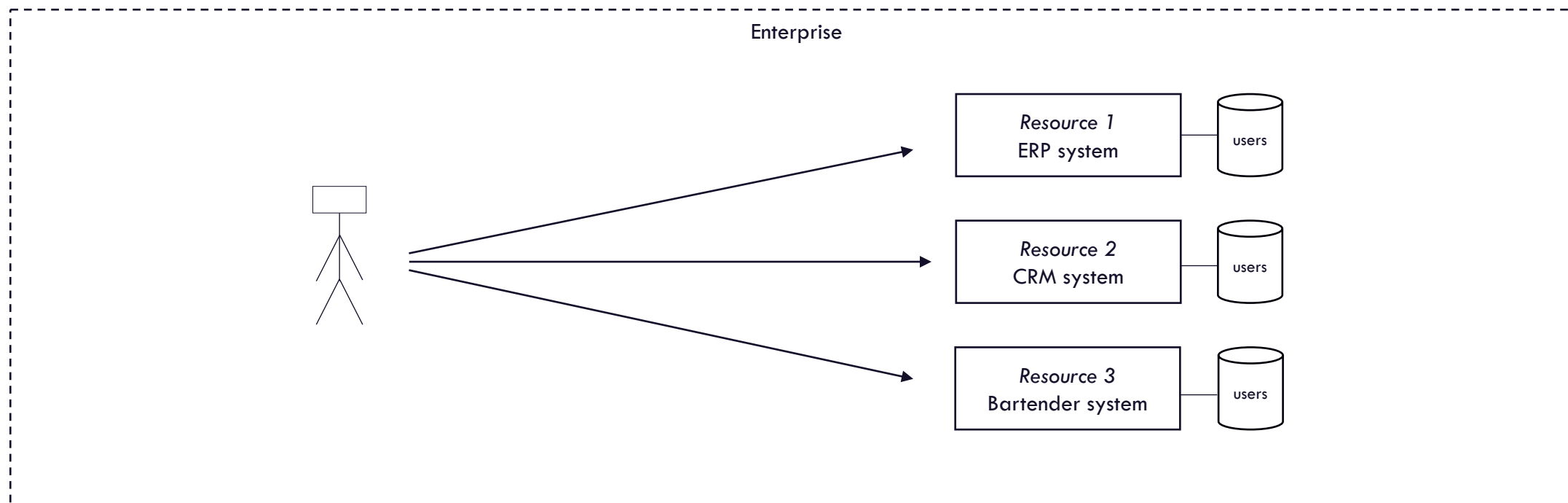
(≈ 2 slides)

Conclusion and questions



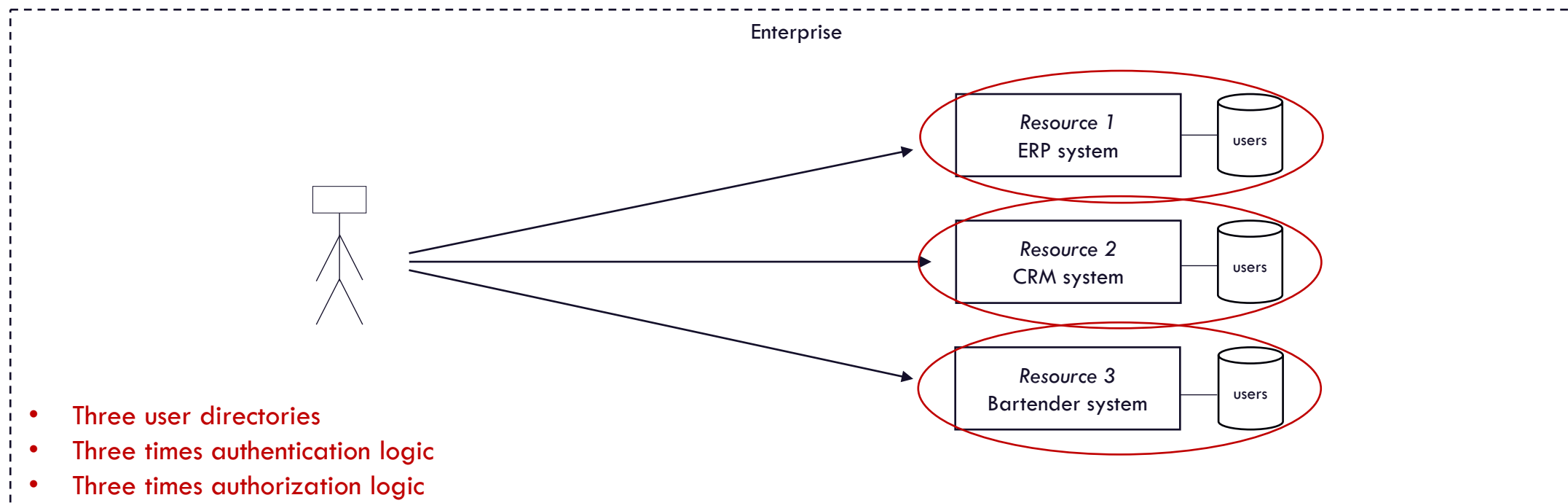
WHICH PROBLEM ARE WE TRYING TO SOLVE?

## STAGE 0: THE STARTING PROBLEM



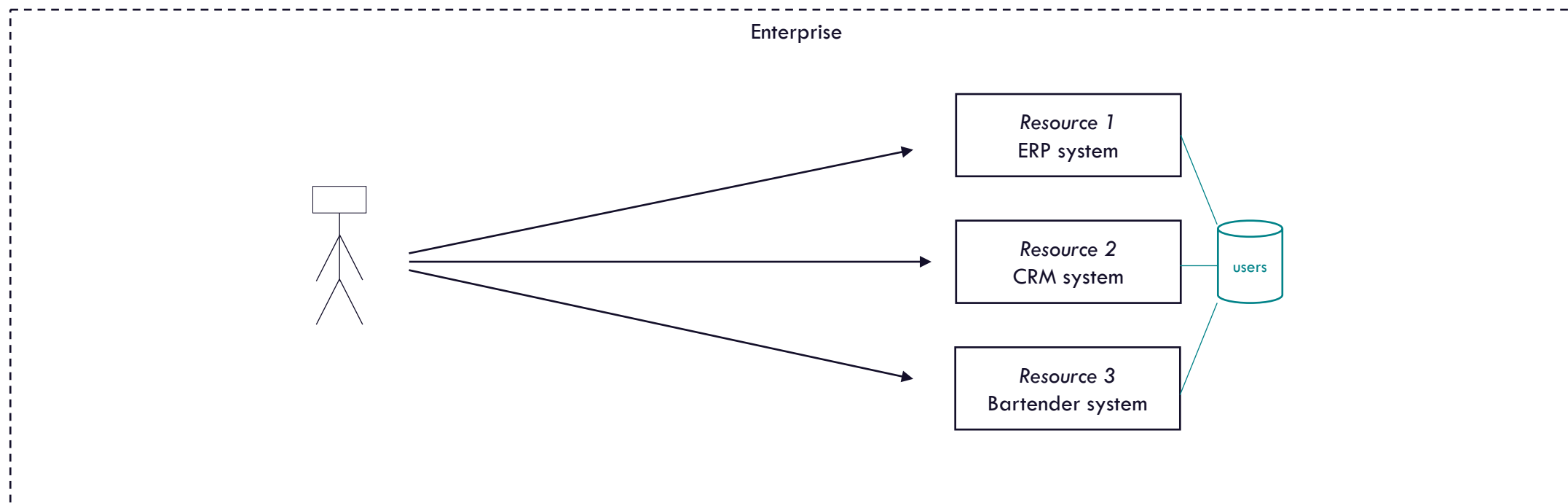
*People need access to systems.*

## STAGE 0: THE STARTING PROBLEM



*Every application reinvented the wheel.*

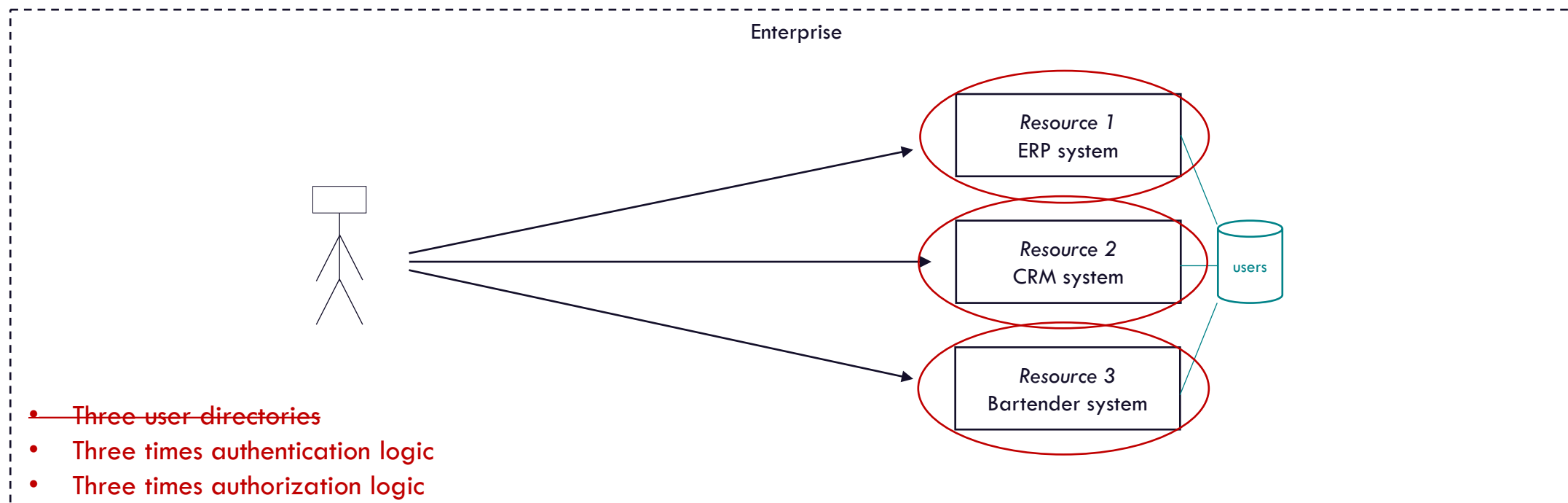
## STAGE 1: EXTERNALIZE THE USER DIRECTORY



*This was a lot better! Think Kerberos and Active Directory.*

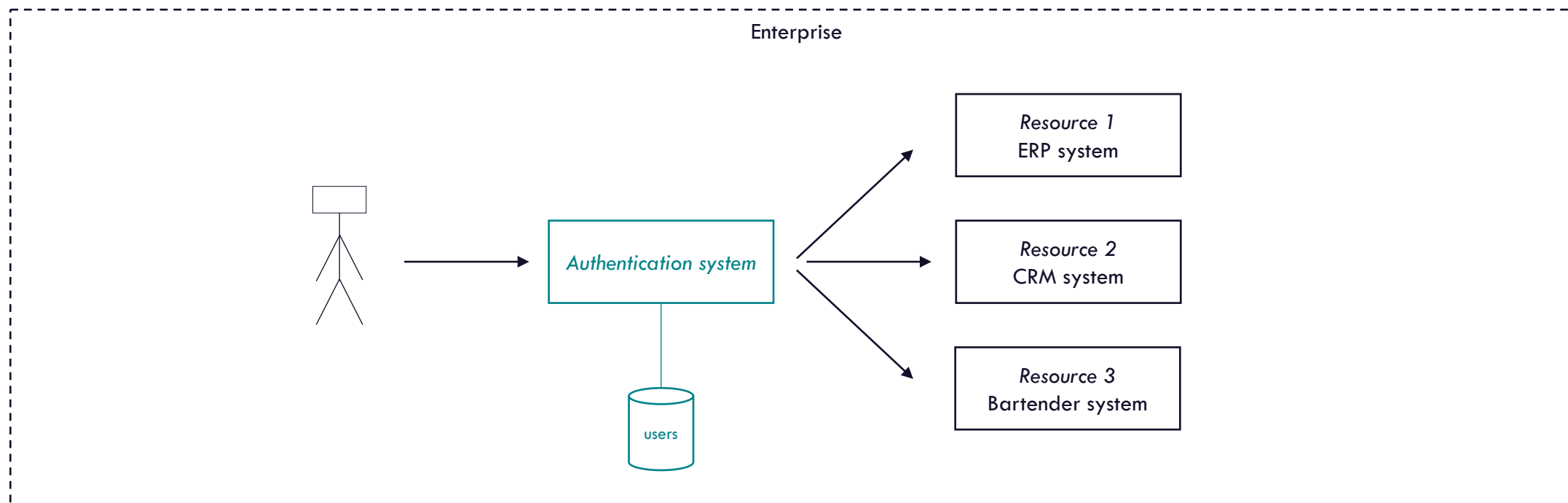


## STAGE 1: EXTERNALIZE THE USER DIRECTORY



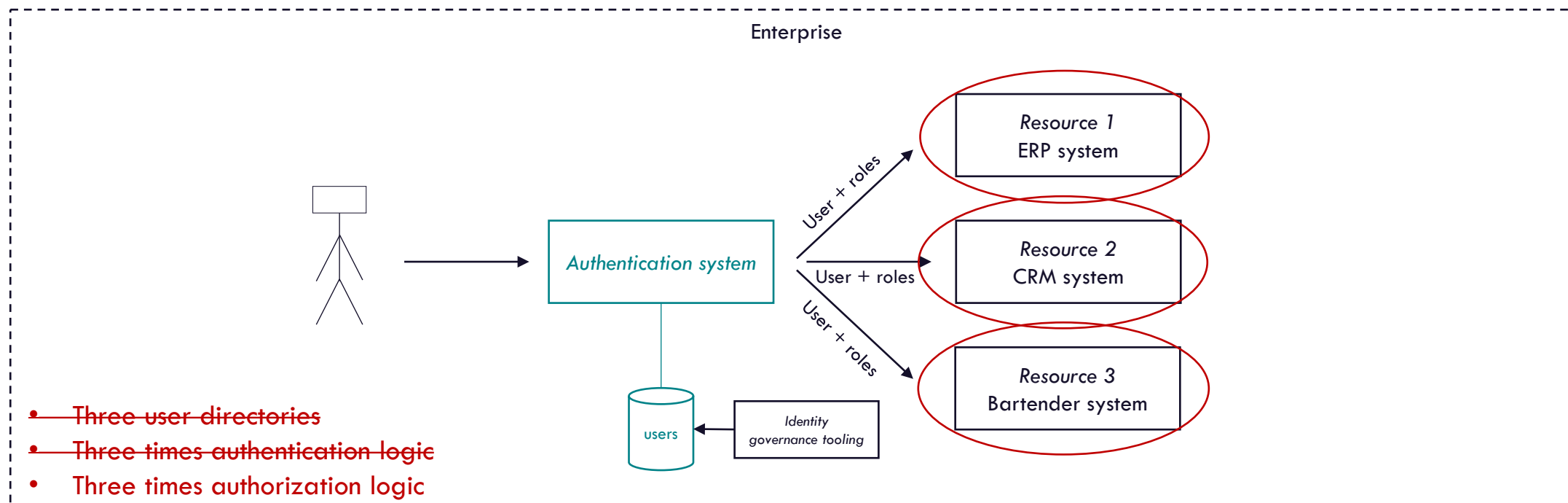
*Still, the authentication logic was not shared*

## STAGE 2: EXTERNALIZE AUTHENTICATION



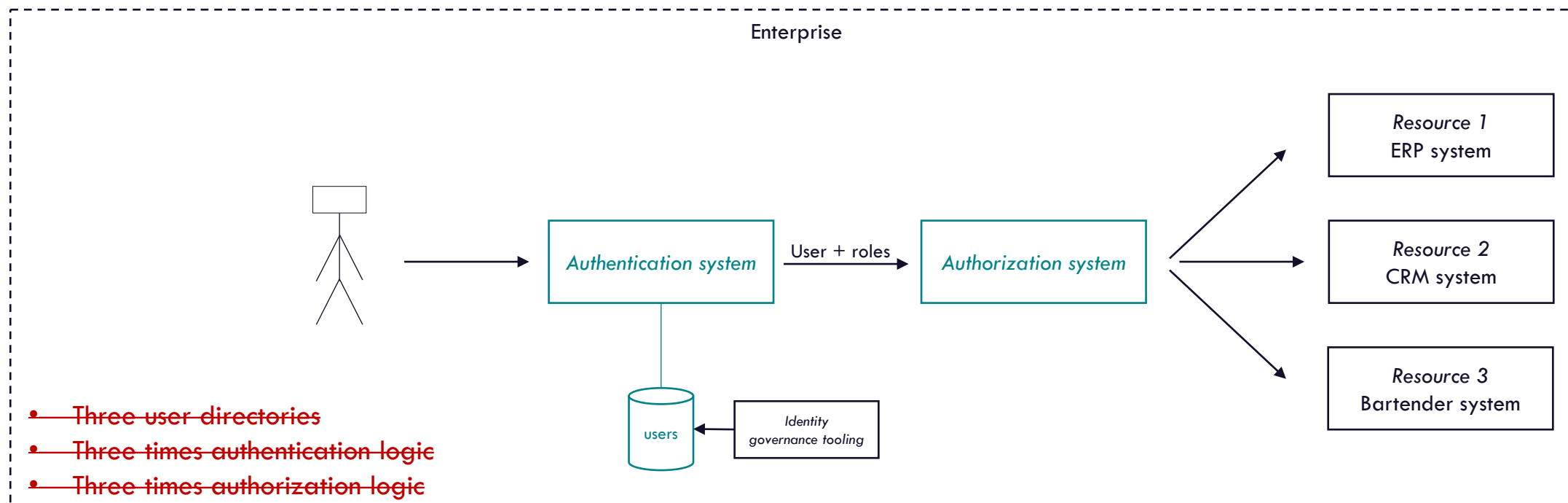
*This currently is the state of the industry. Think SAML, OAuth2 and OIDC.*

## STAGE 2: EXTERNALIZE AUTHENTICATION



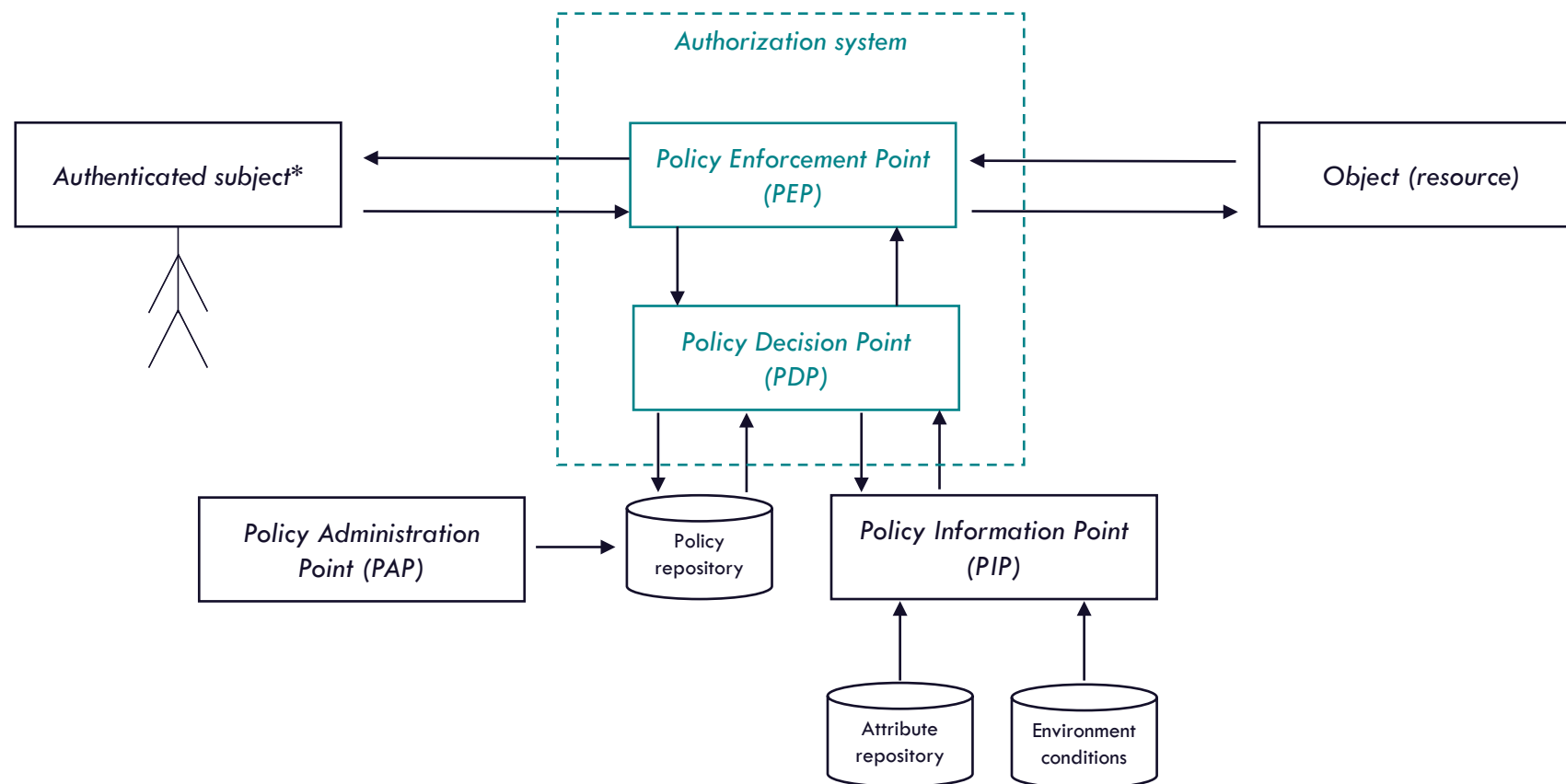
*But, what about authorization? Sure, roles are at best governed centrally. But **deciding what permissions are linked to these roles is still managed inside each system separately.***

## STAGE 3: SOLUTION - EXTERNALIZE AUTHORIZATION



*Externalizing authorization provides increased control and thereby assurance, easier auditing and compliance reporting, and a centralized management point for all authorization policies.*

## STAGE 3: SOLUTION - EXTERNALIZE AUTHORIZATION



\* We leave the authentication problem behind us, and assume the subject is already authenticated.



HOW IT'S DONE IN PRACTICE

# LET'S BUILD A BARTENDER SYSTEM

## Requirements:

- Every customer can order non-alcoholic beverages
- Only customers  $\geq 18$  can order alcoholic beverages
- Bartenders can add new drinks to the system

# WITHOUT EXTERNALIZATION – PURE RBAC

- The application is responsible to validate what a certain role is permitted to do.
- The developer decides - or forgets (**Broken Access Control is OWASP's number 1 risk**).
- It is difficult/impossible to get a view on all permissions linked to a role: Can a customer do something else? And in a different application?

```
[Produces("application/json")]
[Route("api/managebar")]
[Authorize(Roles = "bartender")]
0 references
public class ManageBarController : Controller
{
    [HttpPost]
    0 references
    public IActionResult Post([FromBody] Drink model)
    {
        if (model == null || string.IsNullOrEmpty(model.DrinkName))
        {
            return BadRequest("Invalid data.");
        }

        return Ok($"Success! Drink added: {model.DrinkName}");
    }
}
```

Bartenders can add new drinks to the system

```
[Produces("application/json")]
[Route("api/bar")]
[Authorize(Roles = "customer")]
0 references
public class BarController : Controller
{
    [HttpPost]
    0 references
    public IActionResult Post([FromBody] Drink drink)
    {
        if (drink == null || string.IsNullOrEmpty(drink.DrinkName))
        {
            return BadRequest("Invalid data.");
        }

        return Ok($"Success! Received order for: {drink.DrinkName}");
    }
}
```

Every customer can order non-alcoholic beverages



# WITHOUT EXTERNALIZATION — ADDING MORE COMPLICATED POLICIES

- The more complex the requirement, the more complex the code.
- **All repeated, for every single method in every single application.** (In a small application, there are easily hundreds of methods.)

```
[Produces("application/json")]
[Route("api/bar")]
[Authorize(Roles = "customer")]
[Authorize(Policy = "Over18Only")]
0 references
public class BarController : Controller
{
    [HttpPost]
    0 references
    public IActionResult Post([FromBody] Drink drink)
    {
        if (drink == null || string.IsNullOrEmpty(drink.DrinkName))
        {
            return BadRequest("Invalid data.");
        }
    }
}
```

```
1 reference
public class AgeHandler : AuthorizationHandler<AgeRequirement>
{
    0 references
    protected override Task HandleRequirementAsync(AuthorizationHandlerContext context, AgeRequirement requirement)
    {
        if (!context.User.HasClaim(c => c.Type == "http://schemas.microsoft.com/ws/2008/06/identity/claims/age"))
        {
            return Task.CompletedTask;
        }

        var ageClaim = context.User.FindFirst(c => c.Type == "http://schemas.microsoft.com/ws/2008/06/identity/claims/age").Value;
        if (int.TryParse(ageClaim, out var age))
        {
            if (age >= requirement.MinimumAge)
            {
                context.Succeed(requirement);
            }
        }

        return Task.CompletedTask;
    }
}
```

Detailed policy to get the age claim from the token

A customer  $\geq 18$  can order alcoholic beverages

# HELLO EXTERNALIZED AUTHORIZATION

- Get rid of authorization logic in the application.
- Only one requirement remains: the application must pass via the authorization system.

*We can get rid of ALL authorization logic in the code.*

```
[Produces("application/json")]
[Route("api/bar")]
[Authorize(Roles = "customer")]
[Authorize(Policy = "Over18Only")]
0 references
public classBarController : Controller
{
    [HttpPost]
    0 references
    public IActionResult Post([FromBody] Drink drink)
    {
        if (drink == null || string.IsNullOrEmpty(drink.DrinkName))
        {
            return BadRequest("Invalid data.");
        }

        return Ok($"Success! Received order for: {drink.DrinkName}");
    }
}
```

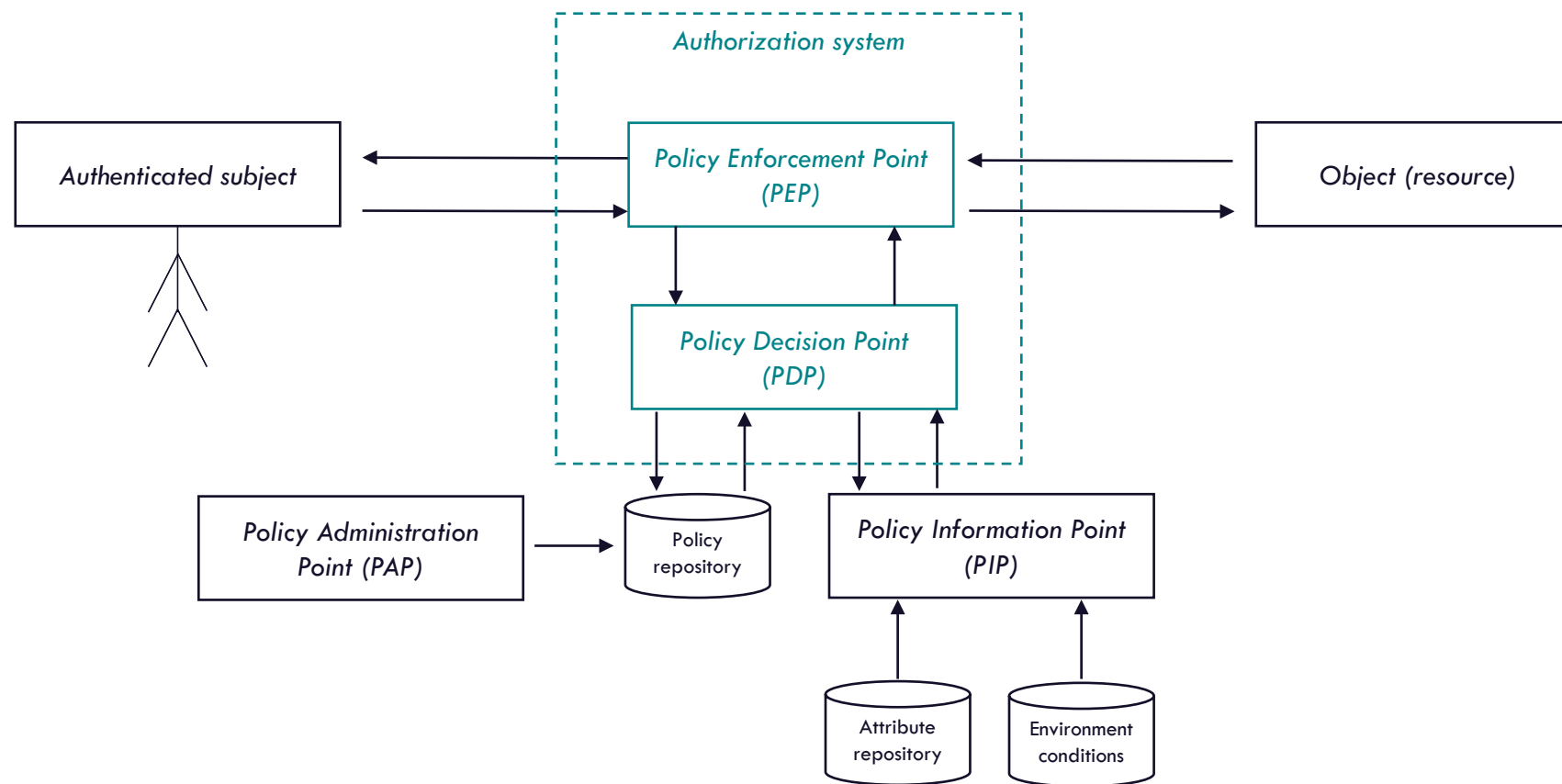
```
[Produces("application/json")]
[Route("api/bar")]
0 references
public classBarController : Controller
{
    [HttpPost]
    0 references
    public IActionResult Post([FromBody] Drink drink)
    {
        if (drink == null || string.IsNullOrEmpty(drink.DrinkName))
        {
            return BadRequest("Invalid data.");
        }

        return Ok($"Success! Received order for: {drink.DrinkName}");
    }
}
```

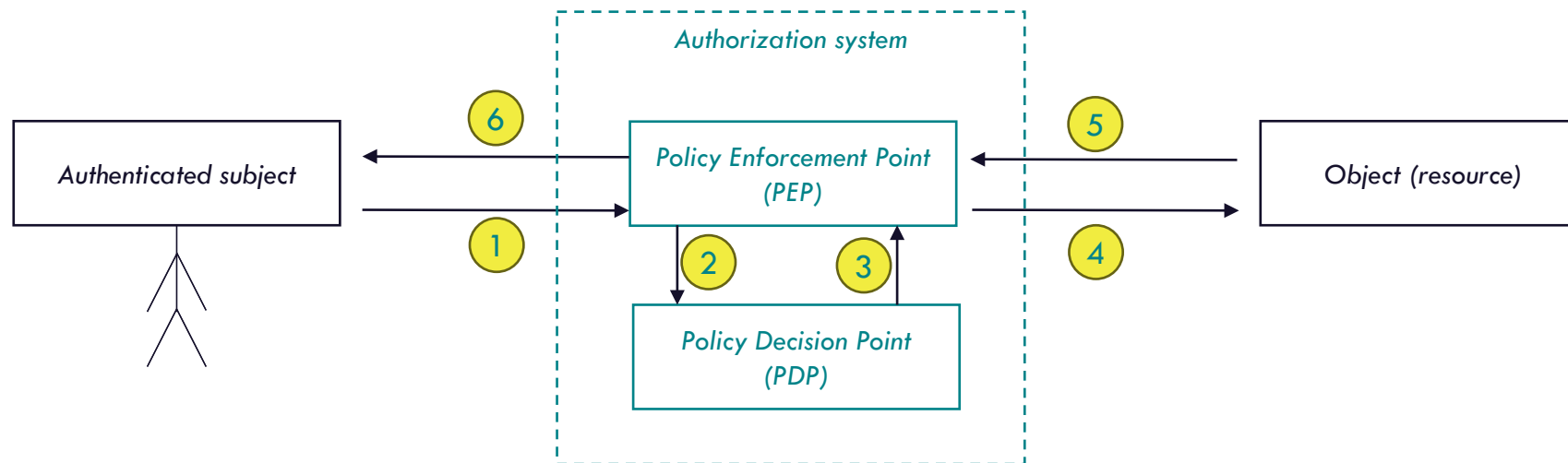


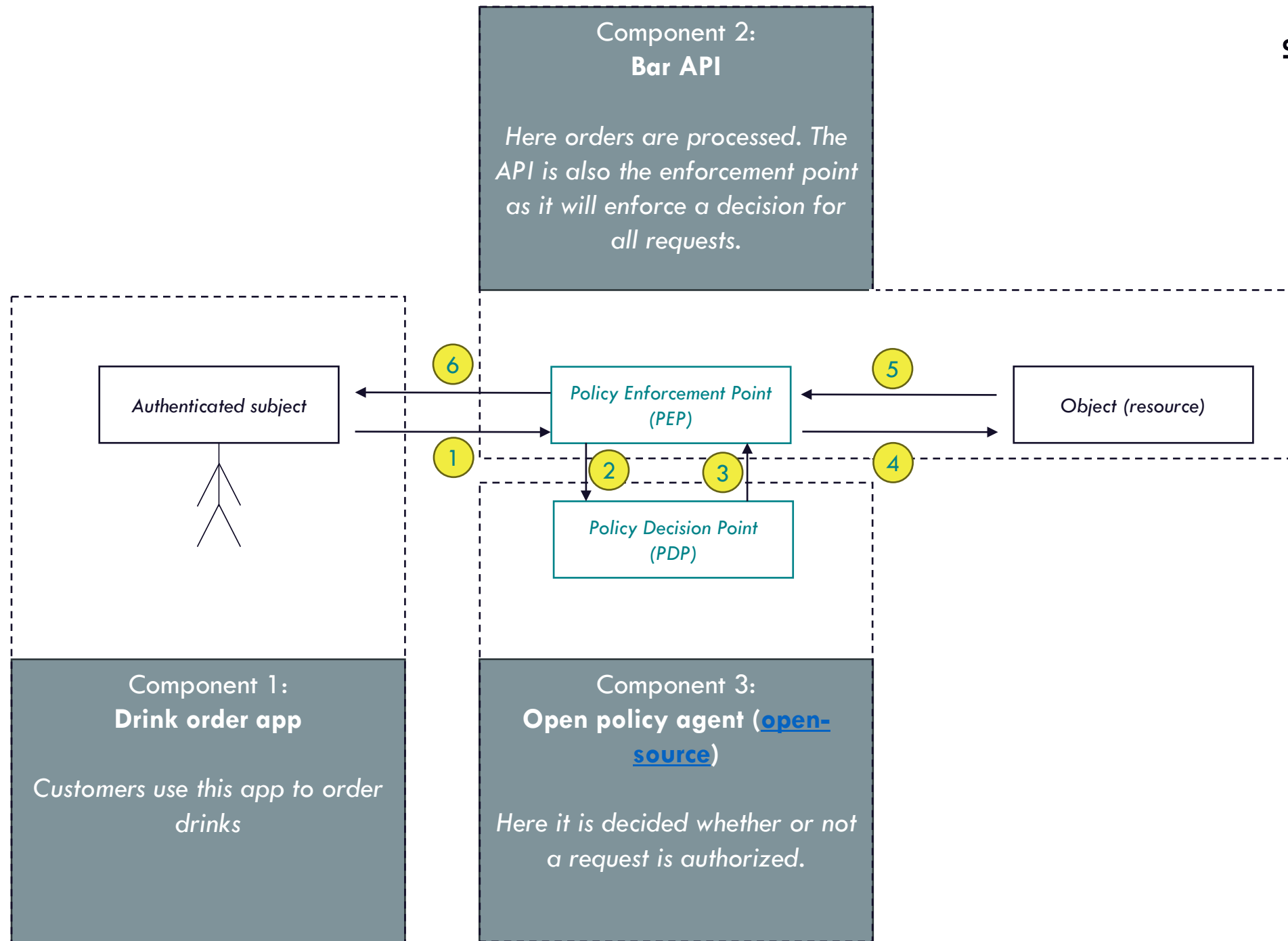
DEMO TIME

# DEMO: EXTERNALIZE AUTHORIZATION



## DEMO: EXTERNALIZE AUTHORIZATION



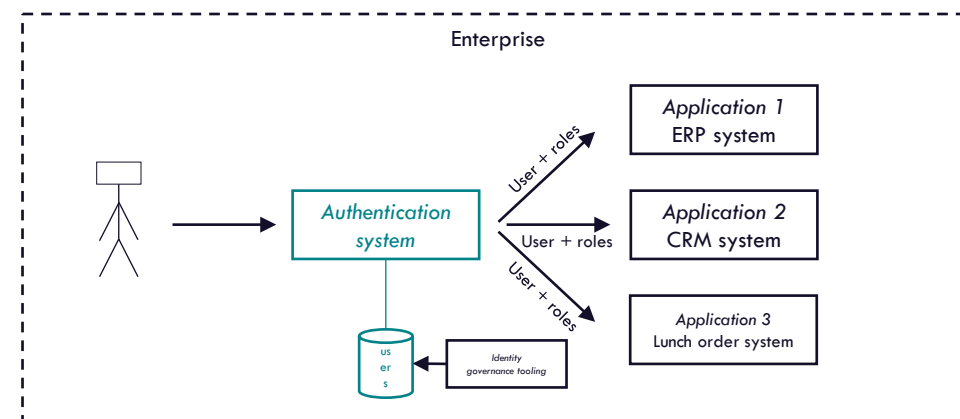
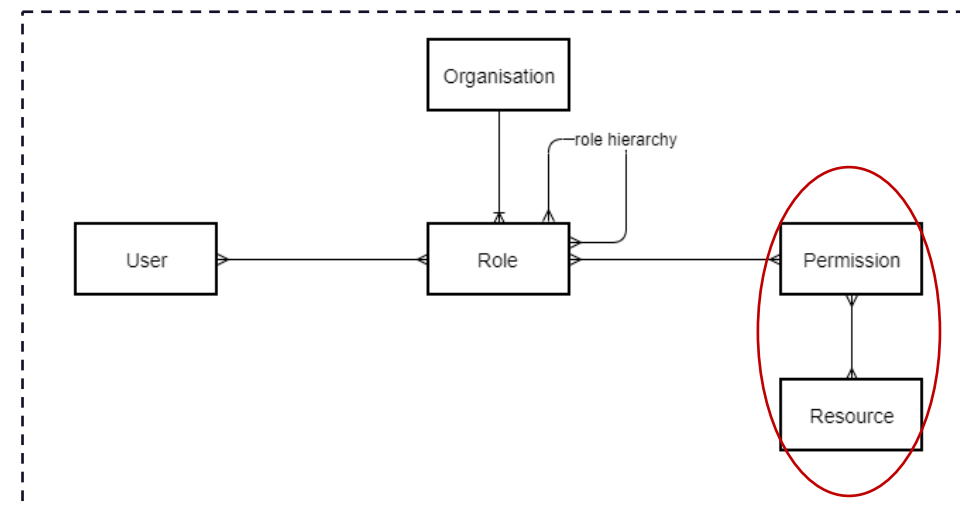




## COMMON QUESTIONS

# I'M USING SSO, DON'T I ALREADY HAVE CONTROL?

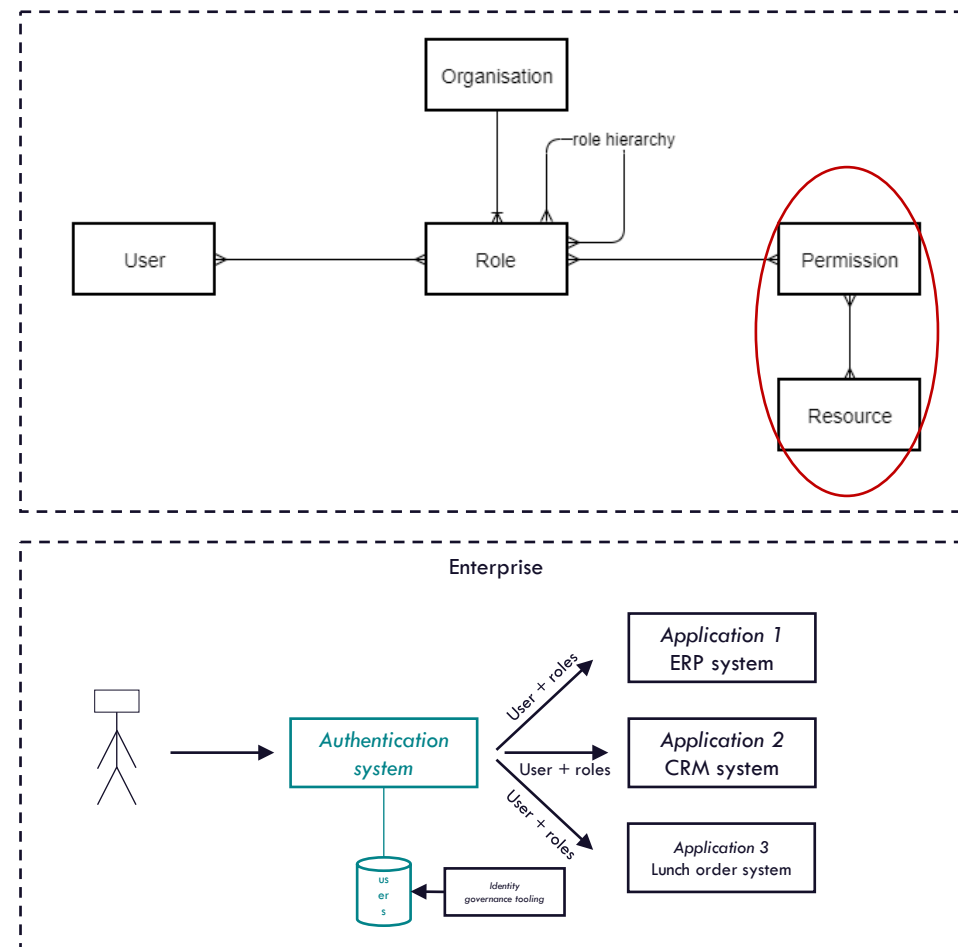
- ✓ You have control over your users.
- ✓ You have control over which users have which role.
- ✗ You have NO control over which users have which permissions in your applications.





# I'M USING CONDITIONAL ACCESS (E.G. MS ENTRA), DON'T I ALREADY HAVE CONTROL?

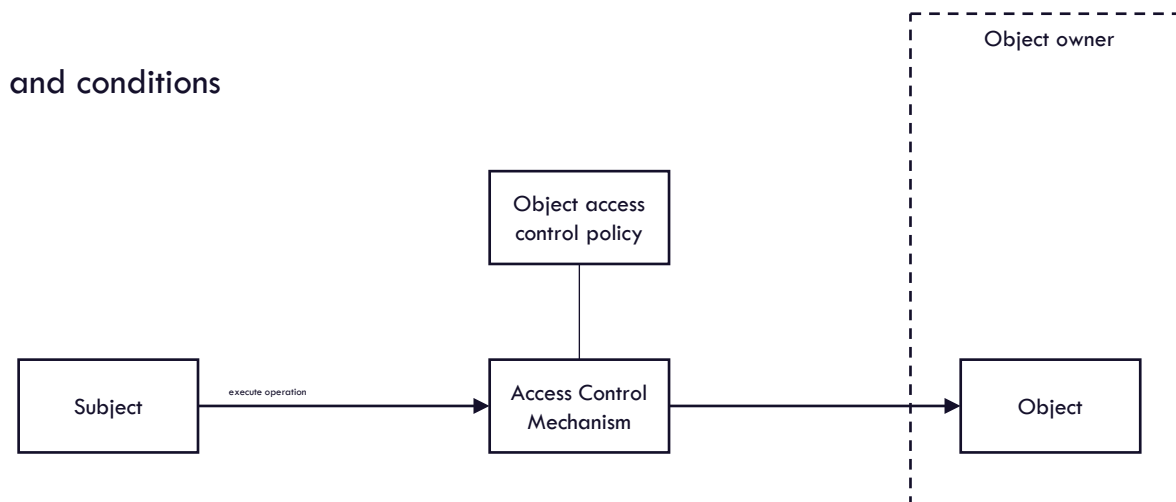
- ✓ You have control over your users.
- ✓ You have control over which users have which role.
- ✗ You have NO control over which users have which permissions in your applications.
- ✓ You have more control over your authentication: from which location is a user authenticating, at what time, etc.
- ✗ You have NO control over your authorization: has the user moved location after authentication, has the user copy pasted the authentication cookie onto another device, etc.?



# WHERE DOES ABAC FIT IN?

*Externalizing authorization works with any model (RBAC, ABAC) but makes **the transition to ABAC much simpler**.*

- RBAC: An access control method where access is granted or denied based on role.
  - Permissions are grouped into roles
  - Users are assigned to a role
  - **Role explosion** is a real problem in many organizations.
- Attribute Based Access Control (ABAC)\*: An access control method where access is granted or denied based on
  - assigned attributes of the subject
  - assigned attributes of the object
  - environment conditions
  - and a set of policies that are specified in terms of those attributes and conditions



\* "PBAC" is an acceptable synonym.

# WHAT ABOUT XACML?

- XACML has long been the only standard way to implement ABAC;
- However, **XACML is not an implementation**, it is a policy definition language which is implemented by vendors such as Axiomatics or Forgerock
- **OPA is an implementation**, which uses REGO as policy definition language.

	Open Policy Agent (OPA) with REGO	XACML
Language	REGO (declarative, query-based)	XML-based policy language (a JSON profile is available)
Ease of Use	Generally considered more straightforward and flexible	Often seen as more complex due to XML verbosity and reliance on vendor implementations
Integration	Easily integrates with modern cloud-native environments, Kubernetes, microservices	Integrates with enterprise systems; often used in traditional IT environments
Community and Support	Growing community, with increasing support and adoption in cloud-native ecosystems	Established in enterprise environments with robust support but less prevalent in newer tech stacks
Standards Compliance	Not a standard; more of a tool/framework	Standardized by OASIS, ensuring consistent implementation across different platforms
Learning Curve	Moderate, with a need to learn REGO	Steeper, due to the complexity of XACML policies



CONCLUSION

# BENEFITS OF EXTERNALIZING AUTHORIZATION

+

- Consistency in access decisions (and therefore less risk of introducing **Broken Access Control** vulnerabilities);
- Reusability of policies across multiple applications and services in different technologies ([Kubernetes](#), [Terraform](#), [Kafka](#), [Java](#), [.Net](#), ...);
- Flexibility and scalability since changes in authorization policies do not require a redeploy of applications;
- Modularity since business logic and security logic are decoupled (although the line between the two is sometimes very thin);
- Compliance through centralized policy monitoring and better audit trails;
- Future-readiness given the possibility to transition to ABAC easily (if required);

-

- Requires a high maturity in the access control domain;
- May introduce delays, although these can be limited using smart caching strategies.

# WHO ARE WE

*Michael  
Boeynaems*



## **Founder of Splynter**

A cyber security company specialized in vendor-independent and risk-based consultancy, where we combine high-quality enterprise security architecture with in-depth technical cyber security expertise.

## **Lector at AP Hogeschool Antwerpen**

Teaching software security and cyber security advanced.


## **Certifications**

CISSP, OSCP, CISM, CEH, Archimate practitioner

## **Contact**

[michael.boeynaems@splynter.be](mailto:michael.boeynaems@splynter.be)

*Jasper  
Rots*



## **Security Architect at Splynter**

IT security manager and SSDLC process owner, true to Splynter's value of making the complex simple through deep understanding, structure and passion.

## **Educator and trainer**

Former KU Leuven TA and SE teacher  
Nowadays teaching software security, cyber security regulation, network security and cryptography.

## **Contact**

[jasper.rots@splynter.be](mailto:jasper.rots@splynter.be)

*Feel free to contact us for gaining access to the code used in this demo, or for additional information.*



QUESTIONS?