



Accessing a Cyber Security Coalition Teams Site

If you're not familiar with Teams, here are the steps to access a teams site.

For more detailed information and guidelines, visit the [Microsoft support site on the topic](#).

1. Joining the team

Once you indicated to the Cyber Security Coalition operations team that you want to join a certain focus group, we will add you as a guest to the corresponding Microsoft team. Your **account name** is the mail address that you provided us, eg. **abc.def@company.be**

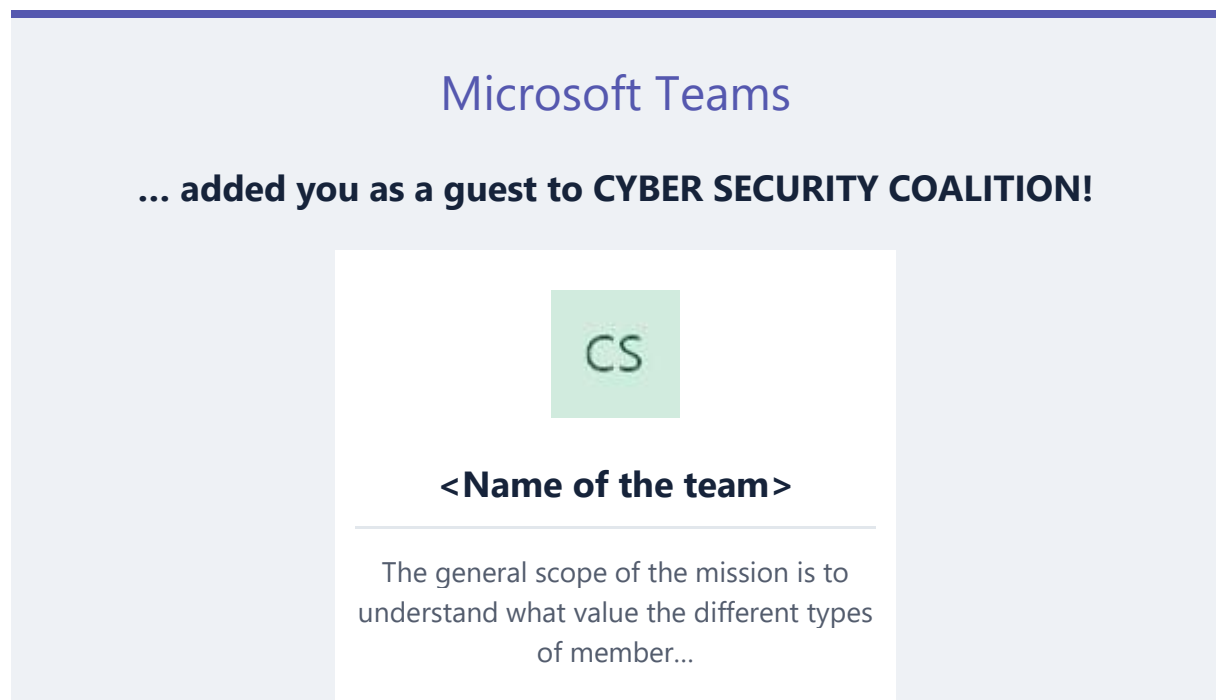
Once we added you, you will get next mail:

From: [Microsoft Teams](#)

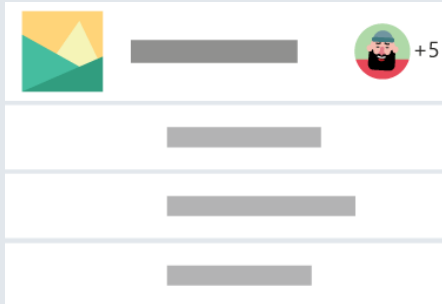
Sent: Tuesday 19 oktober 2021 13:20

To: abc.def@company.be

Subject: You have been added as a guest to CYBER SECURITY COALITION in Microsoft Teams

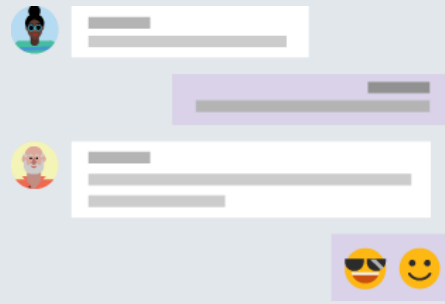


[Open Microsoft Teams](#)



Bring your team together

Create an open, collaborative workspace for your team. Use channels to organize conversations by topic, area, or anything else.



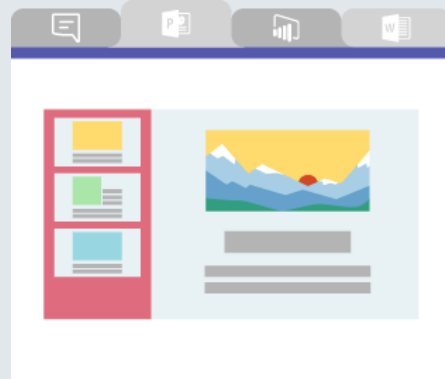
Chat 1:1 and with groups

Outside of open team conversations, chat privately and share files and notes with anyone in your organization.



Make video calls and schedule online meetings

Have impromptu or scheduled meetings in any channel. Or just call someone...



Team files, notes, and apps in one place

Your team's tools are organized and integrated in Microsoft Teams with the power of Office 365.


[Open Microsoft Teams](#)

Get it now! Take it with you wherever you go.

 Windows

 Mac

 iOS

 Android

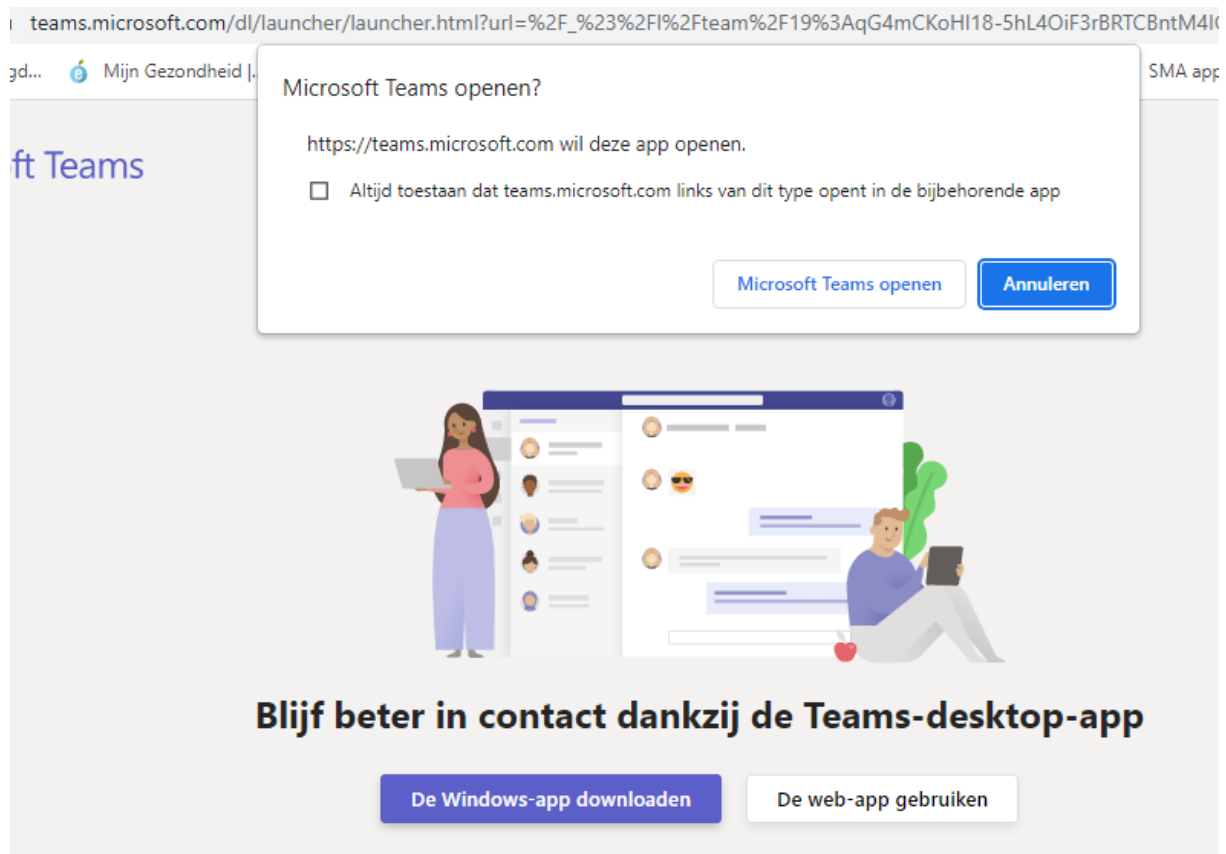
[Go to downloads page](#)

© 2019 Microsoft Corporation
One Microsoft Way, Redmond, WA 98052-7329
[Privacy policy](#)

2. Open to the Teams site

To access the corresponding Microsoft team, in the mail above, you have to click on the button "Open Microsoft Teams".

Your browser will open the corresponding link and you get next pop-up:



We strongly advise to always use the web-app in order to avoid interoperability issues or conflicts with the Windows app. So in the pop-up, click on Cancel and click on the button "Use the Web-app".

3. Login to the Team

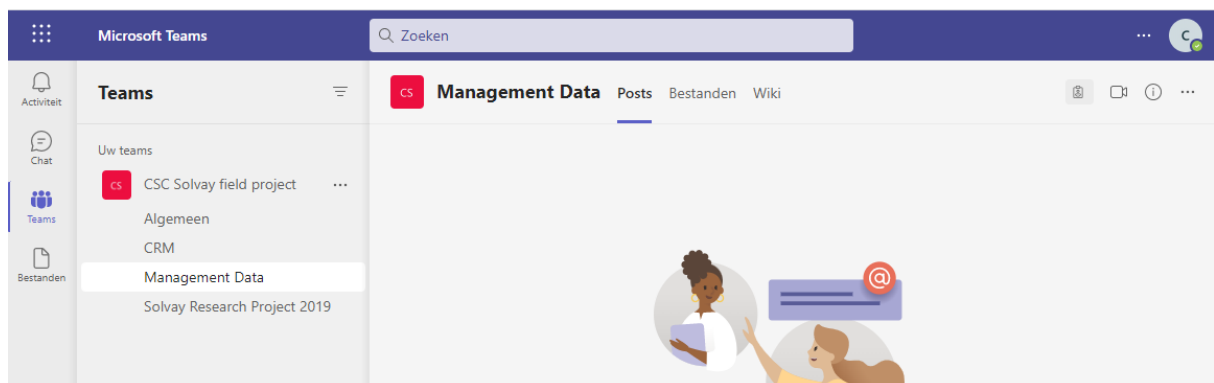
When you opened the web-app, you get next next pop-up screen to login:



The screenshot shows a login page for the Cyber Security Coalition. At the top left is the logo. The main heading is 'Wachtwoord invoeren'. Below it is a text input field labeled 'Wachtwoord'. Under the input field are two links: 'Wachtwoord vergeten' and 'Aanmelden met een ander account'. At the bottom right is a blue button labeled 'Aanmelden'.

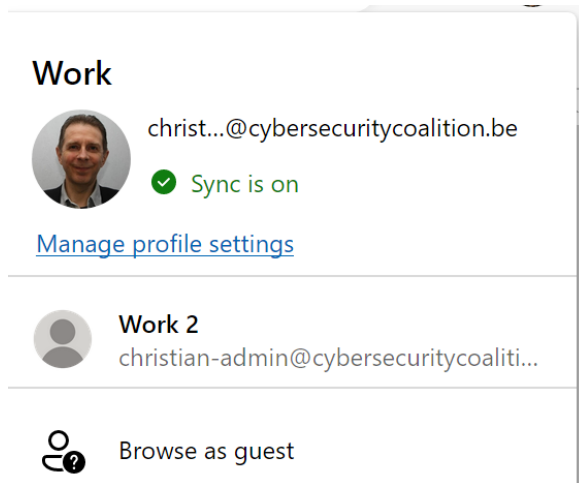
The first time that you login, you will have to set a password.

Once you have successfully logged in, you will get the home screen of the corresponding team:



4. Potential issues with cached credentials

It can happen that your browser always uses cached credentials of your corporate account when you open our teams site. This will not work of course. In order to prevent this, you can completely log-off your corporate account or you can **Browse as guest** by clicking on your picture on the top left of your browser:



Another option is to open a private tab (ctrl shift n).